

Lunch and Learn with VCU-ACE

www.vcuautismcenter.org



Housekeeping

- For educational and quality control, we will be recording this zoom session.
- By participating, you are consenting to being recorded.
- Before this session is shared, we will edit to remove identifying information to protect your privacy.
- The Q&A section will be removed and only be shared as an anonymous transcript



Data Collection during Distance Learning



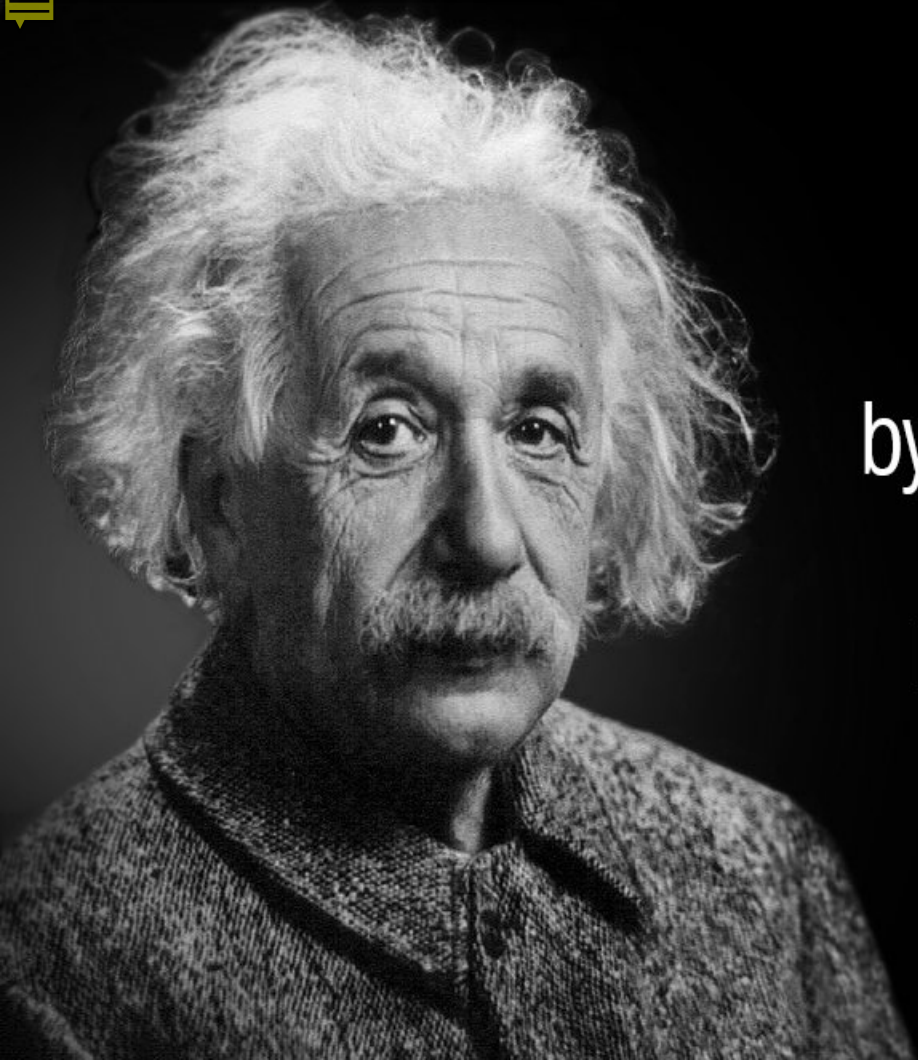
VCU

Lauren Vetere, M.Ed., BCBA, LBA & Monica Kelly, M.Ed.

Lunch and Learn Agenda

- Why is Data Important?
- Target Areas for Data Collection
- Virtual Examples and Resources
- 5 Tips for Virtual Data Collection
- Live Chat and Q&A





Everybody is a genius.
But if you judge a fish
by its ability to climb a tree,
it will live its whole life
believing that it is stupid.

– Albert Einstein



Data Matters!





Why is data important?

- Allows teams to make **informed decisions**
- Guides instruction and intervention
- Tracks progress and/or identifies regression



Why is data important?

- Ensures program fidelity
- Provides a sense of direction
- Monitors the “Covid Slide”





Why is data important?

—
**YOU CAN'T
IMPROVE WHAT
YOU DON'T
MEASURE.**
—

School looks a bit different...



But we are getting creative & innovative!



Considerations for Virtual Data Collection:

- Think outside of the box!
- Avoid complex and cumbersome
- Get creative with technology
- *Focus on if students are participating and less about how they are participating*





Target Areas for Data Collection:

- **Virtual Time On-Task:**
 - Active Screen Time
 - Student Participation
 - Virtual Field Trips or Scavenger Hunts
 - Record the engagement time of students
 - Learning Management System logins
 - Student Polls

Target Areas for Data Collection:

- **Task Completion:**
 - Activity Tracker
 - Bitmoji Classrooms
 - Work Submission
 - Provide encouragement and positive messages
 - Daily/Weekly Dropbox



Target Areas for Data Collection:

- **Social Skills:**
 - Positive Peer Interaction
 - Wheel of Names
 - Virtual “Show n Tell”
 - Student of the week
 - Turn-Taking
 - Breakout Room Groups





Target Areas for Data Collection:

- **Achievement Data:**
 - Track student performance against standards or clusters
 - Exit slips
 - Monthly Checkpoints/Check-Ins
 - Student video response explaining a specific skill or concept

Examples and Resources:

- Google Forms
- QR Codes
- Boom Cards



Google Forms:

Questions Responses

Section 1 of 5

Student A: IEP Data

Form description





What data are you inputting?

1. Letter Identification
2. Social Skills Instruction (On-Task Behavior)
3. ABC Data
4. Work Station

After section 1 Continue to next section

QR Code:

Data Entry

 Adam	 Jacob
 Tanya	 Winston



Boom Cards:

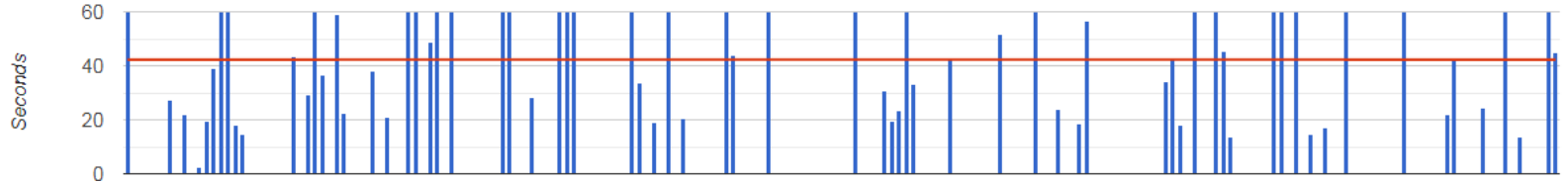
Accuracy: 78%

Oldest

Most recent

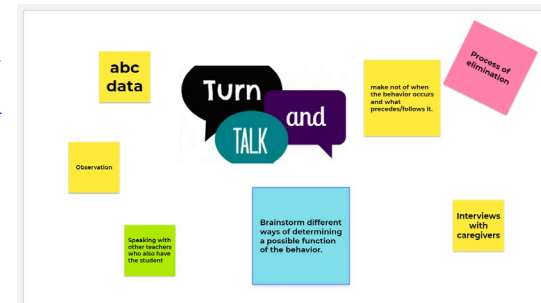


Fastest Correct Response



Examples and Resources:

- Kahoot: <https://kahoot.com/schools-u/>
- Padlet: <https://padlet.com/>
- Flipgrid: <https://info.flipgrid.com/>
- Poll Everywhere: <https://www.pollereverywhere.com/>
- Edpuzzle: <https://edpuzzle.com/>
- Quizlet: <https://quizlet.com/>
- Jamboard: <https://jamboard.google.com/>





Tips for Data Collection





Tip #1: Build Partnerships

- Guide Families (Co-Educate)
 - Post and coach
- Allow students to take data when appropriate
 - Increase motivation and self-awareness
- Although staff cannot rely solely on family observations, they are extremely valuable!



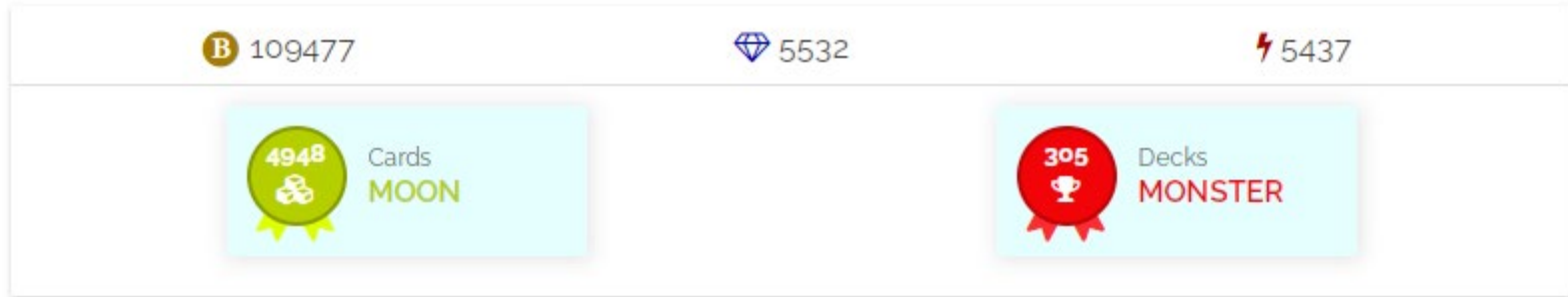
Tip #2: Easy Accessibility

- Data collection should be user friendly and easy to implement
 - Editable forms (Google Forms/Live)
- Make it visual
- Have a landing page



Tip #3: Make it Fun!

Interactive digital resources (Kahoot, Boom Cards, etc.)





Tip #4: Work With What You Have

- There isn't one right answer
- Use the resources, time, and activities that you have
- Adjust to the different setting and expectations



Tip #5: Keep It Confidential

- Only share data and data forms with team members
- Only provide “need to know” information
- Keep it private to avoid any leaks



Summary:

- Remember to plan with a purpose
- Be KIND to yourself and others!
- Be patient
- We are all figuring this out together!





Resources

- VCU ACE COVID-19 Resources
 - <http://vcuautismcenter.org/te/covid19.cfm>
- Resources for Parents
 - <https://vcuautismcenter.org/resources/families.cfm>

LiveChat



VIRGINIA DEPARTMENT OF
EDUCATION



Upcoming Topics

Date:	Topic:	Presenters:
January 2021	TBD *Break for the Holiday Season but will start back up in the new year!	TBD

To register go to: <https://vcuautismcenter.org/te/lunchandlearn.cfm>

For questions or more information

Please visit:

www.vcuautismcenter.org

Or

email: autismcenter@vcu.edu